

**2018-2019  
STUDENT AID EXPENDITURES**

**HELPING STUDENTS ACHIEVE  
THEIR POST SECONDARY EDUCATIONAL GOALS**

**BOARD REPORT # 20-07  
INFORMATION  
Friday, November 01, 2019**

**State of Wisconsin  
Higher Educational Aids Board**



## Table of Contents

Map Illustrating Geographic Distribution of Financial Aid Dollars .....	4
Geographic Distribution of HEAB Program Spending by School .....	4-5
Financial Aid Programs Total Dollars .....	6-7
Academic Excellence Scholarship .....	8-9
Capitation Programs .....	10
Dental Contract .....	10
Medical College of Wisconsin .....	10
Hearing and Visually Handicapped Student Grant .....	11-12
Indian Student Assistance Grant .....	13-14
Minority Teacher Loan .....	15
Minority Undergraduate Retention Grant .....	16-19
Nursing Student Loan .....	20-21
Talent Incentive Program Grant (TIP) .....	22-24
Teacher Education Loan .....	25
Teacher of the Visually Impaired Loan .....	26
Technical Excellence Scholarship .....	27
Wisconsin Covenant & Foundation Grant .....	28-30
Wisconsin Grant Private Non-Profit .....	31-32
Wisconsin Grant Tribal Colleges .....	33
Wisconsin Grant University of Wisconsin System .....	34
Wisconsin Grant Wisconsin Technical Colleges .....	35
 <b>Various Additional Programs Managed by the Higher Educational Aids Board</b>	
Remission of Tuition and Fees for Veterans and Dependents .....	36
MN-WI Tuition Reciprocity .....	37
Primary Care & Psychiatry Shortage Grant .....	37
School Leadership Loan Program .....	37
Tribal College Payment .....	37



INSTITUTION	Need-Based Aid				All Aid			
	Dollars Spent	# of Awards	Average Award	% of Total Spent	Dollars Spent	# of Awards	Average Award	% of Total Spent
<b>Northwest</b>	<b>\$13,266,893</b>	<b>8,680</b>	<b>\$1,528</b>	<b>11.16%</b>	<b>\$14,365,243</b>	<b>9,899</b>	<b>\$1,451</b>	<b>11.01%</b>
Chippewa Valley Technical College <sup>1</sup>	\$1,685,967	2,063	\$817	1.42%	\$1,790,782	2,182	\$821	1.37%
Lac Courte Oreilles Ojibwa Community College	\$309,954	275	\$1,127	0.26%	\$312,454	277	\$1,128	0.24%
Northland College	\$559,754	200	\$2,799	0.47%	\$568,504	214	\$2,657	0.44%
UW Eau Claire	\$3,932,877	2,029	\$1,938	3.31%	\$4,410,562	2,586	\$1,706	3.38%
UW River Falls	\$1,701,584	860	\$1,979	1.43%	\$1,868,979	1,049	\$1,782	1.43%
UW Stout	\$3,004,479	1,509	\$1,991	2.53%	\$3,191,607	1,738	\$1,836	2.45%
UW Superior	\$1,025,183	521	\$1,968	0.86%	\$1,097,192	554	\$1,980	0.84%
Wisconsin Indianhead Technical College <sup>1</sup>	\$1,047,095	1223	\$856	0.88%	\$1,125,163	1299	\$866	0.86%
<b>Northcentral</b>	<b>\$7,447,627</b>	<b>5,683</b>	<b>\$1,311</b>	<b>6.25%</b>	<b>\$7,884,643</b>	<b>6,155</b>	<b>\$1,281</b>	<b>6.04%</b>
College of the Menominee Nation	\$278,835	285	\$978	0.23%	\$278,835	285	\$978	0.21%
Mid-State Technical College <sup>1</sup>	\$861,971	1069	\$806	0.72%	\$897,249	1110	\$808	0.69%
Nicolet Area Technical College <sup>1</sup>	\$406,381	488	\$833	0.34%	\$418,694	502	\$834	0.32%
Northcentral Technical College <sup>1</sup>	\$1,203,584	1,504	\$800	1.01%	\$1,280,275	1,586	\$807	0.98%
UW Stevens Point	\$4,696,856	2,337	\$2,010	3.95%	\$5,009,590	2,672	\$1,875	3.84%
<b>Northeast</b>	<b>\$17,831,872</b>	<b>11,862</b>	<b>\$1,503</b>	<b>14.98%</b>	<b>\$18,777,558</b>	<b>12,983</b>	<b>\$1,446</b>	<b>14.39%</b>
Bellin College	\$275,334	105	\$2,622	0.23%	\$290,210	124	\$2,340	0.22%
Fox Valley Technical College <sup>1,2</sup>	\$1,764,769	\$2,174	\$812	1.48%	\$1,880,656	2,326	\$809	1.44%
Lakeland University	\$793,844	299	\$2,655	0.67%	\$812,157	322	\$2,522	0.62%
Lakeshore Technical College <sup>1</sup>	\$705,456	850	\$830	0.59%	\$730,458	876	\$834	0.56%
Lawrence University	\$514,766	185	\$2,783	0.43%	\$550,391	225	\$2,446	0.42%
Northeast Wisconsin Technical College <sup>1</sup>	\$2,337,130	2,871	\$814	1.96%	\$2,433,183	2,977	\$817	1.87%
St Norbert College	\$2,137,460	725	\$2,948	1.80%	\$2,330,272	919	\$2,536	1.79%
Silver Lake College	\$393,002	156	\$2,519	0.33%	\$396,940	165	\$2,406	0.30%
UW Green Bay	\$3,731,246	1,896	\$1,968	3.14%	\$3,913,803	2,119	\$1,847	3.00%
UW Oshkosh	\$5,178,865	2,601	\$1,991	4.35%	\$5,439,488	2,930	\$1,856	4.17%

INSTITUTION	Need-Based Aid				All Aid			
	Dollars Spent	# of Awards	Average Award	% of Total Spent	Dollars Spent	# of Awards	Average Award	% of Total Spent
<b>Southwest</b>	<b>\$9,261,057</b>	<b>5,759</b>	<b>\$1,608</b>	<b>7.79%</b>	<b>\$10,252,303</b>	<b>6,968</b>	<b>\$1,471</b>	<b>7.87%</b>
Southwest Wisconsin Technical College *	\$500,112	588	\$851	0.42%	\$548,676	634	\$865	0.42%
UW La Crosse	\$3,449,323	1,781	\$1,937	2.90%	\$3,946,623	2,391	\$1,651	3.03%
UW Platteville	\$2,820,779	1,425	\$1,979	2.37%	\$3,112,345	1,803	\$1,726	2.39%
Viterbo University	\$1,197,789	429	\$2,792	1.01%	\$1,273,727	518	\$2,459	0.98%
Western Technical College <sup>1</sup>	\$1,293,054	1536	\$842	1.09%	\$1,370,932	1,622	\$845	1.05%
<b>Southcentral</b>	<b>\$21,561,753</b>	<b>13,469</b>	<b>\$1,601</b>	<b>18.14%</b>	<b>\$24,312,723</b>	<b>16,518</b>	<b>\$1,472</b>	<b>18.65%</b>
Beloit College	\$351,085	123	\$2,854	0.30%	\$363,085	136	\$2,670	0.28%
Blackhawk Technical College <sup>1</sup>	\$868,693	1,090	\$797	0.73%	\$909,706	1,133	\$803	0.70%
Edgewood College	\$1,576,923	576	\$2,738	1.33%	\$1,648,136	651	\$2,532	1.26%
Madison Area Technical College <sup>1</sup>	\$3,024,873	3,640	\$831	2.54%	\$3,153,411	3,779	\$834	2.42%
Maranatha Baptist University	\$219,510	85	\$2,582	0.18%	\$225,135	90	\$2,502	0.17%
Marian College	\$1,624,057	589	\$2,757	1.37%	\$1,665,057	639	\$2,606	1.28%
Moraine Park Technical College <sup>1</sup>	\$827,667	1,041	\$795	0.70%	\$865,041	1,077	\$803	0.66%
Ripon College	\$1,195,742	423	\$2,827	1.01%	\$1,246,930	477	\$2,614	0.96%
UW Madison	\$6,611,854	3,268	\$2,023	5.56%	\$8,705,982	5,548	\$1,569	6.68%
UW Whitewater	\$5,261,349	2,634	\$1,997	4.42%	\$5,530,240	2,988	\$1,851	4.24%
<b>Southeast</b>	<b>\$44,265,445</b>	<b>26,006</b>	<b>\$1,702</b>	<b>37.19%</b>	<b>\$49,410,542</b>	<b>27,844</b>	<b>\$1,775</b>	<b>37.92%</b>
Alverno College	\$2,029,272	823	\$2,466	1.71%	\$2,056,147	853	\$2,410	1.58%
Cardinal Stritch University	\$991,984	373	\$2,659	0.83%	\$1,010,672	397	\$2,546	0.78%
Carroll University	\$2,248,365	830	\$2,709	1.89%	\$2,381,188	984	\$2,420	1.83%
Carthage College	\$1,480,746	506	\$2,926	1.24%	\$1,555,684	583	\$2,668	1.19%
Columbia College of Nursing	\$171,029	74	\$2,311	0.14%	\$171,904	77	\$2,233	0.13%
Concordia University Wisconsin	\$1,794,460	634	\$2,830	1.51%	\$1,958,898	751	\$2,608	1.50%
Gateway Technical College <sup>1</sup>	\$2,116,393	2,598	\$815	1.78%	\$2,185,332	2,670	\$818	1.68%
Herzing University	\$1,349,363	562	\$2,401	1.13%	\$1,350,363	563	\$2,399	1.04%
Marquette University	\$3,381,915	1,188	\$2,847	2.84%	\$3,611,973	1,426	\$2,533	2.77%
Marquette University School of Dentistry	\$0	0	\$0	0.00%	\$1,724,335	199	\$8,665	1.32%
Medical College of Wisconsin <sup>3</sup>	\$0	0	\$0	0.00%	\$1,926,600	**	N/A	1.48%
Milwaukee Area Technical College <sup>1</sup>	\$5,962,854	7,206	\$827	5.01%	\$6,051,657	7,308	\$828	4.64%
Milwaukee Institute of Art and Design	\$836,814	294	\$2,846	0.70%	\$841,814	302	\$2,787	0.65%
Milwaukee School of Engineering	\$2,374,902	840	\$2,827	2.00%	\$2,479,341	955	\$2,596	1.90%
Mount Mary University	\$1,350,158	519	\$2,601	1.13%	\$1,386,346	555	\$2,498	1.06%
UW Milwaukee	\$13,141,646	6,474	\$2,030	11.05%	\$13,544,458	6,955	\$1,947	10.39%
UW Parkside	\$3,148,314	1,528	\$2,060	2.65%	\$3,214,687	1,601	\$2,008	2.47%
Waukesha County Technical College <sup>1</sup>	\$967,600	1223	\$791	0.81%	\$1,011,387	1,298	\$779	0.78%
Wisconsin Lutheran College	\$919,630	334	\$2,753	0.77%	\$947,756	367	\$2,582	0.73%
<b>Statewide (not divided by campus and or students)</b>	<b>\$5,332,747</b>	<b>2,739</b>	<b>\$1,947</b>	<b>4.49%</b>	<b>\$5,354,999</b>	<b>2,767</b>	<b>\$1,935</b>	<b>4.10%</b>
UW Colleges (statewide, not divided by campus)	\$5,314,475	2,725	\$1,950	4.47%	\$5,336,727	2,753	\$1,939	4.09%
UW Flex	\$18,272	14	\$1,305	0.02%	\$18,272	14	\$1,305	0.01%
<b>Out-of-State and For Profit <sup>4</sup></b>	<b>\$1,800</b>	<b>1</b>	<b>\$1,800</b>	<b>0.00%</b>	<b>\$49,170</b>	<b>6</b>	<b>\$8,195</b>	<b>0.04%</b>
Northern Illinois University	\$0	0	\$0	0.00%	\$0	0	#DIV/0!	0.00%
Rochester Institute of Technology	\$1,800	1	\$1,800	0.00%	\$1,800	1	\$1,800	0.00%
Western Michigan	\$0	0	\$0	0.00%	\$47,370	5	\$9,474	0.04%
<b>TOTAL</b>	<b>\$118,969,194</b>	<b>74,199</b>	<b>\$1,603</b>	<b>100.00%</b>	<b>\$130,407,181</b>	<b>83,140</b>	<b>\$1,569</b>	<b>100.02%</b>

<sup>1</sup> Primary campus location.<sup>2</sup> Includes Aviation Awards.<sup>3</sup> Medical College of Wisconsin Capitation program does not have award counts but only dollars spent.<sup>4</sup> Programs: Hearing and Visually Handicapped Student Grant, Indian Student Assistance Grant or Teacher of the Visually Impaired Loan.

MN-WI Tuition Reciprocity, Primary Care & Psychiatry Shortage Grant, School Leadership Loan Program, Tribal College Payment and Veterans Tuition Remission totals are not included.

## 2018-2019 FINANCIAL AID PROGRAMS ADMINISTERED BY THE HIGHER EDUCATIONAL AIDS BOARD <sup>1</sup>

PROGRAM	DOLLARS APPROPRIATED	CARRIED FORWARD	OTHER	FUNDS AVAILABLE
ACADEMIC EXCELLENCE SCHOLARSHIP	\$2,964,000	\$0	\$0	\$2,964,000
HEARING/VISUALLY HANDICAPPED GRANT	\$122,600	\$43,651	\$0	\$166,251
INDIAN STUDENT ASSISTANCE GRANT	\$779,700	\$0	\$0	\$779,700
MINORITY TEACHER LOAN	\$134,500	\$0	\$0	\$134,500
MINORITY UNDERGRADUATE RETENTION GRANT <sup>2</sup> Independent and Tribal Colleges	\$409,500	\$19,285	\$48,310	\$477,095
MINORITY UNDERGRADUATE RETENTION GRANT <sup>2</sup> Technical Colleges	\$409,500	\$28,704	-\$48,310	\$389,894
NURSING STUDENT LOAN	\$445,500	\$0	\$0	\$445,500
TALENT INCENTIVE PROGRAM GRANT	\$4,458,800	\$632,083	\$0	\$5,090,883
TEACHER LOAN PROGRAM	\$147,200	\$0	\$0	\$147,200
TEACHER OF THE VISUALLY IMPAIRED	\$99,000	\$0	\$0	\$99,000
TECHNICAL EXCELLENCE SCHOLARSHIP	\$837,000	\$0	\$0	\$837,000
WISCONSIN COVENANT	\$2,930,000	\$0	\$0	\$2,930,000
WISCONSIN FOUNDATION <sup>3</sup>	\$1,167,288	\$0	\$0	\$1,167,288
WISCONSIN GRANT Private Non-Profit	\$28,504,600	\$290,172	\$0	\$28,794,772
WISCONSIN GRANT Tribal Colleges	\$481,800	\$0	\$0	\$481,800
WISCONSIN GRANT UW System	\$61,894,100	\$252,523	\$0	\$62,146,623
WISCONSIN GRANT Wisconsin Technical Colleges	\$22,971,700	\$3,037,398	\$0	\$26,009,098
<b>TOTAL</b>	<b>\$128,756,788</b>	<b>\$4,303,816</b>	<b>\$0</b>	<b>\$133,060,604</b>

<sup>1</sup> With the exception of Dental Capitation, Medical College of Wisconsin Capitation, MN-WI Reciprocity, Primary Care & Psychiatry Shortage Grant, School Leadership Loan Program, Tribal College Payment and Wisconsin Veterans Remission.

<sup>2</sup> Funds allocated to Technical Colleges unable to be utilized due to all eligible students awarded; funds moved to Independent and Tribal Colleges.

<sup>3</sup> Privately funded by the non-profit organization, Wisconsin Covenant Foundation, Inc.

## 2018-2019 FINANCIAL AID PROGRAMS ADMINISTERED BY THE HIGHER EDUCATIONAL AIDS BOARD <sup>1</sup>

PROGRAM	VOUCHERED 2018-19	REFUNDED 2018-19	DOLLARS SPENT	NUMBER OF AWARDS	AVERAGE AWARD
ACADEMIC EXCELLENCE SCHOLARSHIP	\$2,960,912	\$7,085	\$2,953,827	2,746	\$1,076
HEARING/VISUALLY HANDICAPPED GRANT	\$74,400	\$0	\$74,400	46	\$1,617
INDIAN STUDENT ASSISTANCE GRANT <sup>2</sup>	\$682,740	\$19,004	\$664,839	740	\$898
MINORITY TEACHER LOAN	\$87,852	\$0	\$87,852	11	\$7,987
MINORITY UNDERGRADUATE RETENTION Independent and Tribal Colleges	\$477,095	\$8,142	\$468,953	273	\$1,718
MINORITY UNDERGRADUATE RETENTION Technical Colleges	\$399,354	\$2,000	\$397,354	508	\$782
NURSING STUDENT LOAN	\$422,200	\$19,000	\$403,200	159	\$2,536
TALENT INCENTIVE PROGRAM GRANT <sup>2</sup>	\$4,546,106	\$46,611	\$4,504,337	2,946	\$1,529
TEACHER EDUCATION LOAN	\$137,080	\$3,246	\$133,834	20	\$133,834
TEACHER OF THE VISUALLY IMPAIRED	\$57,370	\$10,000	\$47,370	5	\$9,474
TECHNICAL EXCELLENCE SCHOLARSHIP <sup>2</sup>	\$875,962	\$8,243	\$868,354	870	\$998
WISCONSIN COVENANT <sup>2</sup>	\$2,703,096	\$41,173	\$2,661,798	4,131	\$644
WISCONSIN FOUNDATION <sup>3</sup>	\$1,081,665	\$11,530	\$1,070,135	973	\$1,100
WISCONSIN GRANT <sup>2</sup> Private Non-Profit	\$28,216,012	\$335,248	\$27,915,776	9,794	\$2,850
WISCONSIN GRANT <sup>2</sup> Tribal Colleges	\$428,613	\$43,345	\$386,763	322	\$1,201
WISCONSIN GRANT <sup>2</sup> UW System	\$61,450,065	\$1,066,618	\$60,392,364	29,801	\$2,027
WISCONSIN GRANT <sup>2</sup> Wisconsin Technical Colleges	\$24,358,290	\$642,786	\$23,761,208	29,610	\$802
<b>TOTAL</b>	<b>\$128,958,812</b>	<b>\$2,264,031</b>	<b>\$126,792,364</b>	<b>82,955</b>	<b>\$1,528</b>

<sup>1</sup> With the exception of Dental Capitation, Medical College of Wisconsin Capitation, MN-WI Reciprocity, Primary Care & Psychiatry Shortage Grant, School Leadership Loan Program, Tribal College Payment and Wisconsin Veterans Remission.

<sup>2</sup> Variances due to: IAG \$1,653 prior year returns; TIP \$4842 prior year returns; TES \$635 prior returns; WI Covenant \$62 Posting error and \$63 Duplicate refund; WG-PNP \$35,012 prior year returns; WG-TR \$1,495 prior year return; WG-UW \$8,542 prior year returns, \$375 posting error; WG-WTC \$45,704 prior year returns.

<sup>3</sup> Privately funded by the non-profit organization, Wisconsin Covenant Foundation, Inc.

**2018-2019**  
**ACADEMIC EXCELLENCE SCHOLARSHIP**

INSTITUTION	DOLLARS SPENT	NUMBER OF AWARDS	AVERAGE AWARD	% OF TOTAL DOLLARS SPENT
ALVERNO COLLEGE	\$4,500	4	\$1,125	0.15%
BELLIN COLLEGE	\$4,500	4	\$1,125	0.15%
BELOIT COLLEGE	\$4,500	4	\$1,125	0.15%
BLACKHAWK TECHNICAL COLLEGE	\$1,125	1	\$1,125	0.04%
CARDINAL STRITCH UNIVERSITY	\$6,188	6	\$1,031	0.21%
CARROLL UNIVERSITY	\$49,166	47	\$1,046	1.66%
CARTHAGE COLLEGE	\$29,250	26	\$1,125	0.99%
CHIPPEWA VALLEY TECHNICAL COLLEGE	\$6,188	6	\$1,031	0.21%
CONCORDIA UNIVERSITY	\$43,875	39	\$1,125	1.49%
EDGEWOOD COLLEGE	\$18,563	17	\$1,092	0.63%
FOX VALLEY TECHNICAL COLLEGE	\$2,813	3	\$938	0.10%
GATEWAY TECHNICAL COLLEGE	\$1,687	2	\$844	0.06%
LAKELAND UNIVERSITY	\$2,250	2	\$1,125	0.08%
LAWRENCE UNIVERSITY	\$24,375	22	\$1,108	0.83%
MADISON AREA TECHNICAL COLLEGE	\$7,312	7	\$1,045	0.25%
MARANATHA BAPTIST UNIVERSITY	\$5,625	5	\$1,125	0.19%
MARIAN UNIVERSITY	\$3,375	3	\$1,125	0.11%
MARQUETTE UNIVERSITY	\$107,433	100	\$1,074	3.64%
MID-STATE TECHNICAL COLLEGE	\$1,125	1	\$1,125	0.04%
MILWAUKEE AREA TECHNICAL COLLEGE	\$3,375	3	\$1,125	0.11%
MILWAUKEE INSTITUTE OF ART AND DESIGN	\$1,125	1	\$1,125	0.04%
MILWAUKEE SCHOOL OF ENGINEERING	\$57,855	52	\$1,113	1.96%
MT MARY UNIVERSITY	\$7,313	7	\$1,045	0.25%
NICOLET TECHNICAL COLLEGE	\$2,249	2	\$1,125	0.08%
NORTHCENTRAL TECHNICAL COLLEGE	\$3,937	4	\$984	0.13%
NORTHEAST WISCONSIN TECHNICAL COLLEGE	\$3,375	5	\$675	0.11%
NORTHLAND COLLEGE	\$2,250	2	\$1,125	0.08%
RIPON COLLEGE	\$26,438	24	\$1,102	0.90%
ST NORBERT COLLEGE	\$72,001	65	\$1,108	2.44%
SILVER LAKE	\$563	1	\$563	0.02%
UW COLLEGES	\$16,314	16	\$1,020	0.55%
UW EAU CLAIRE	\$172,692	159	\$1,086	5.85%
UW GREEN BAY	\$47,250	45	\$1,050	1.60%
UW LA CROSSE	\$212,069	196	\$1,082	7.18%
UW MADISON	\$1,462,845	1,356	\$1,079	49.52%
UW MILWAUKEE	\$85,502	80	\$1,069	2.89%
UW OSHKOSH	\$43,312	41	\$1,056	1.47%
UW PARKSIDE	\$14,624	14	\$1,045	0.50%
UW PLATTEVILLE	\$102,941	100	\$1,029	3.49%
UW RIVER FALLS	\$46,688	43	\$1,086	1.58%



**2018-2019**  
**ACADEMIC EXCELLENCE SCHOLARSHIP**  
 (cont.)

UW STEVENS POINT	\$75,940	70	\$1,085	2.57%
UW STOUT	\$39,938	38	\$1,051	1.35%
UW SUPERIOR	\$13,500	12	\$1,125	0.46%
UW WHITEWATER	\$73,692	71	\$1,038	2.49%
VITERBO UNIVERSITY	\$20,813	19	\$1,095	0.70%
WESTERN TECHNICAL	\$3,375	3	\$1,125	0.11%
WISCONSIN INDIANHEAD TECHNICAL	\$4,500	5	\$900	0.15%
WISCONSIN LUTHERAN	\$13,501	13	\$1,039	0.46%
<b>TOTAL</b>	<b>2,953,827</b>	<b>2,746</b>	<b>\$1,076</b>	<b>100%</b>

**Students Year in School by Sector**

YEAR IN SCHOOL	UW SYSTEM	INDEPENDENT	WTC SYSTEM	% AWARDED
FRESHMEN	645	127	19	28.84%
SOPHOMORES	569	113	14	25.37%
JUNIORS	517	117	8	23.41%
SENIORS	508	105	1	22.38%
<b>TOTAL</b>	<b>2,239</b>	<b>462</b>	<b>42</b>	<b>100.00%</b>

**Spent by Sector**

SECTOR	DOLLARS SPENT	NUMBER OF AWARDS	AVERAGE AWARD	% OF TOTAL DOLLARS SPENT
INDEPENDENT	\$505,459	463	\$1,092	17.11%
UW SYSTEM	\$2,407,307	2,241	\$1,074	81.50%
WTC SYSTEM	\$41,061	42	\$978	1.39%
<b>TOTAL</b>	<b>\$2,953,827</b>	<b>2,746</b>	<b>\$1,076</b>	<b>100.00%</b>

NOTE: AES funds are matched by the participating institution.

**2018-2019  
CAPITATION PROGRAMS**

**Dental Contract**

**Total Spent:** \$1,724,335      **Number of Students:** 199

**Medical College of Wisconsin Capitation**

**Total Spent:** \$1,926,600      **Number of Students:** 511

**2018-2019**  
**HEARING & VISUALLY HANDICAPPED STUDENT GRANT**

INSTITUTION	DOLLARS SPENT	NUMBER OF AWARDS	AVERAGE AWARD	% OF TOTAL DOLLARS SPENT
BLACKHAWK TECHNICAL COLLEGE	\$1,800	1	\$1,800	2.42%
CARROLL UNIVERSITY	\$1,800	1	\$1,800	2.42%
CHIPPEWA VALLEY TECHNICAL COLLEGE	\$6,300	4	\$1,575	8.47%
CONCORDIA UNIVERSITY	\$2,700	2	\$1,350	3.63%
EDGEWOOD COLLEGE	\$1,800	1	\$1,800	2.42%
FOX VALLEY TECHNICAL COLLEGE	\$1,800	1	\$1,800	2.42%
MARQUETTE UNIVERSITY	\$1,800	1	\$1,800	2.42%
MID-STATE TECHNICAL COLLEGE	\$3,600	2	\$1,800	4.84%
MADISON AREA TECHNICAL COLLEGE	\$4,500	3	\$1,500	6.05%
MILWAUKEE SCHOOL OF ENGINEERING	\$4,200	3	\$1,400	5.65%
NORTHEAST WISCONSIN TECHNICAL COLLEGE	\$1,800	1	\$1,800	2.42%
NICOLET TECHNICAL COLLEGE	\$900	1	\$900	1.21%
NORTH CENTRAL TECHNICAL COLLEGE	\$900	1	\$900	1.21%
ROCHESTER INSTITUTE OF TECHNOLOGY	\$1,800	1	\$1,800	2.42%
ST NORBERT COLLEGE	\$3,600	2	\$1,800	4.84%
UW EAU CLAIRE	\$1,800	1	\$1,800	2.42%
UW GREEN BAY	\$6,300	4	\$1,575	8.47%
UW LA CROSSE	\$1,800	1	\$1,800	2.42%
UW MADISON	\$5,400	3	\$1,800	7.26%
UW MILWAUKEE	\$4,500	3	\$1,500	6.05%
UW OSHKOSH	\$1,800	1	\$1,800	2.42%
UW PLATTEVILLE	\$1,800	1	\$1,800	2.42%
UW RIVER FALLS	\$1,800	1	\$1,800	2.42%
UW STEVENS POINT	\$1,800	1	\$1,800	2.42%
UW STOUT	\$900	1	\$900	1.21%
UW WHITEWATER	\$5,400	3	\$1,800	7.26%
WAUKESHA COUNTY TECHNICAL COLLEGE	\$1,800	1	\$1,800	2.42%
<b>TOTAL</b>	<b>\$74,400</b>	<b>46</b>	<b>\$1,617</b>	<b>100.00%</b>

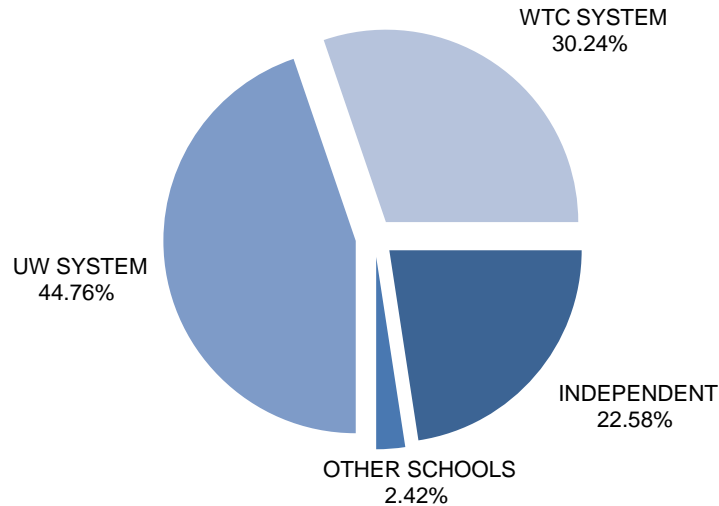
## 2018-2019 HEARING & VISUALLY HANDICAPPED STUDENT GRANT

(cont.)

### Spent by Year in School

YEAR IN SCHOOL	DOLLARS SPENT	NUMBER OF AWARDS	AVERAGE AWARD	% OF TOTAL DOLLARS SPENT
FRESHMEN	\$23,400	14	\$1,671	31.45%
SOPHOMORES	\$23,100	15	\$1,540	31.05%
JUNIORS	\$15,300	9	\$1,700	20.56%
SENIORS	\$10,800	7	\$1,543	14.52%
5TH YEAR	\$1,800	1	\$1,800	2.42%
<b>TOTAL</b>	<b>\$74,400</b>	<b>46</b>	<b>\$1,617</b>	<b>100.00%</b>

### Spent by Sector



SECTOR	DOLLARS SPENT	NUMBER OF AWARDS	AVERAGE AWARD	% OF TOTAL DOLLARS SPENT
INDEPENDENT	\$16,800	11	\$1,527	22.58%
OTHER SCHOOLS	\$1,800	1	\$1,800	2.42%
UW SYSTEM	\$33,300	20	\$1,665	44.76%
WTC SYSTEM	\$22,500	14	\$1,607	30.24%
<b>TOTAL</b>	<b>\$74,400</b>	<b>46</b>	<b>\$1,617</b>	<b>100.00%</b>

**2018-2019**  
**INDIAN STUDENT ASSISTANCE GRANT**

INSTITUTION	DOLLARS SPENT	NUMBER OF AWARDS	AVERAGE AWARD	% OF TOTAL DOLLARS SPENT
ALVERNO COLLEGE	\$6,050	6	\$1,008	0.91%
BELLIN COLLEGE	\$550	1	\$550	0.08%
BLACKHAWK TECHNICAL COLLEGE	\$550	1	\$550	0.08%
CARROLL UNIVERSITY	\$1,100	1	\$1,100	0.17%
CHIPPEWA VALLEY TECHNICAL COLLEGE	\$9,350	9	\$1,039	1.41%
COLLEGE OF THE MENOMINEE NATION	\$80,165	100	\$802	12.06%
CONCORDIA UNIVERSITY	\$20,900	23	\$909	3.14%
EDGEWOOD COLLEGE	\$1,100	1	\$1,100	0.17%
FOX VALLEY TECHNICAL COLLEGE	\$11,550	15	\$770	1.74%
GATEWAY TECHNICAL COLLEGE	\$1,100	1	\$1,100	0.17%
LAKELAND UNIVERSITY	\$4,400	5	\$880	0.66%
LAKESHORE TECHNICAL COLLEGE	\$5,500	5	\$1,100	0.83%
LAC COURTE OREILLES	\$62,700	72	\$871	9.43%
MADISON AREA TECHNICAL COLLEGE	\$29,700	31	\$958	4.47%
MARIAN UNIVERSITY	\$550	1	\$550	0.08%
MARQUETTE UNIVERSITY	\$7,150	7	\$1,021	1.08%
MID-STATE TECHNICAL COLLEGE	\$10,450	11	\$950	1.57%
MILWAUKEE INSTITUTE OF ART AND DESIGN	\$2,200	2	\$1,100	0.33%
MILWAUKEE AREA TECHNICAL COLLEGE	\$18,150	19	\$955	2.73%
NICOLET TECHNICAL COLLEGE	\$8,250	10	\$825	1.24%
NORTHCENTRAL TECHNICAL COLLEGE	\$5,500	6	\$917	0.83%
NORTHEAST WISCONSIN TECHNICAL COLLEGE	\$97,107	122	\$796	14.61%
NORTHLAND COLLEGE	\$9,350	9	\$1,039	1.41%
ST NORBERT COLLEGE	\$3,300	3	\$1,100	0.50%
UW COLLEGES	\$8,800	10	\$880	1.32%
UW EAU CLAIRE	\$15,400	16	\$963	2.32%
UW GREEN BAY	\$62,948	69	\$912	9.47%
UW LA CROSSE	\$4,950	5	\$990	0.74%
UW MADISON	\$17,353	17	\$1,021	2.61%
UW MILWAUKEE	\$50,540	50	\$1,011	7.60%
UW OSHKOSH	\$10,848	11	\$986	1.63%
UW PLATTEVILLE	\$550	1	\$550	0.08%
UW STEVENS POINT	\$31,900	32	\$997	4.80%
UW STOUT	\$7,700	8	\$963	1.16%
UW SUPERIOR	\$6,050	6	\$1,008	0.91%
UW WHITEWATER	\$2,750	3	\$917	0.41%
VITERBO UNIVERSITY	\$1,100	1	\$1,100	0.17%

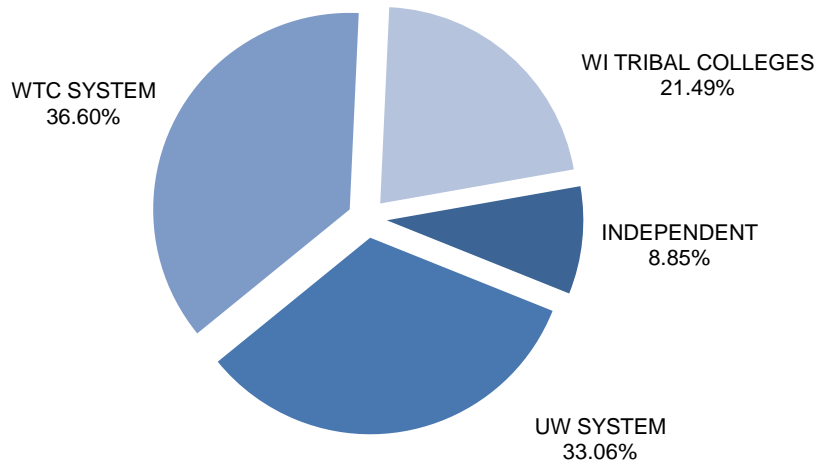
## 2018-2019 INDIAN STUDENT ASSISTANCE GRANT (cont.)

INSTITUTION	DOLLARS SPENT	NUMBER OF AWARDS	AVERAGE AWARD	% OF TOTAL DOLLARS SPENT
WAUKESHA COUNTY TECHNICAL COLLEGE	\$478	1	\$478	0.07%
WESTERN TECHNICAL COLLEGE	\$29,150	31	\$940	4.38%
WISCONSIN INDIANHEAD TECHNICAL COLLEGE	\$16,500	17	\$971	2.48%
WISCONSIN LUTHERAN COLLEGE	\$1,100	1	\$1,100	0.17%
<b>TOTAL</b>	<b>\$664,839</b>	<b>740</b>	<b>\$898</b>	<b>100.00%</b>

### Top Five

INSTITUTION	DOLLARS SPENT	NUMBER OF AWARDS	AVERAGE AWARD	% OF TOTAL DOLLARS SPENT
NORTHEAST WISCONSIN TECHNICAL COLLEGE	\$97,107	122	\$796	14.61%
COLLEGE OF THE MENOMINEE NATION	\$80,165	100	\$802	12.06%
UW GREEN BAY	\$62,948	69	\$912	9.47%
LAC COURTE OREILLES	\$62,700	72	\$871	9.43%
UW MILWAUKEE	\$50,540	50	\$1,011	7.60%

### Spent by Sector



SECTOR	DOLLARS SPENT	NUMBER OF AWARDS	AVERAGE AWARD	% OF TOTAL DOLLARS SPENT
INDEPENDENT	\$58,850	61	\$965	8.85%
UW SYSTEM	\$219,789	228	\$964	33.06%
WTC SYSTEM	\$243,335	279	\$872	36.60%
WI TRIBAL COLLEGES	\$142,865	172	\$831	21.49%
<b>TOTAL</b>	<b>\$664,839</b>	<b>740</b>	<b>\$898</b>	<b>100.00%</b>

## 2018-2019 MINORITY TEACHER LOAN

INSTITUTION	DOLLARS SPENT	NUMBER OF AWARDS	AVERAGE AWARD	% OF TOTAL DOLLARS SPENT
CARROLL UNIVERSITY	\$10,000	2	\$5,000	11.38%
CONCORDIA UNIVERSITY	\$70,000	7	\$10,000	79.68%
ST NORBERT COLLEGE	\$5,500	1	\$5,500	6.26%
UW LA CROSSE	\$2,352	1	\$2,352	2.68%
<b>TOTAL</b>	<b>\$87,852</b>	<b>11</b>	<b>\$7,987</b>	<b>100.00%</b>

### Spent by Sector

SECTOR	DOLLARS SPENT	NUMBER OF AWARDS	AVERAGE AWARD	% OF TOTAL DOLLARS SPENT
INDEPENDENT	\$85,500	10	\$8,550	97.32%
UW SYSTEM	\$2,352	1	\$2,352	2.68%
<b>TOTAL</b>	<b>\$87,852</b>	<b>11</b>	<b>\$7,987</b>	<b>100.00%</b>

### Status of Recipients

SUMMARY	Number of Recipients	Percentage of Recipients
Open Accounts	188	79.32%
Closed Accounts	49	20.68%
<b>TOTAL ACCOUNTS:</b>	<b>237</b>	<b>100%</b>

OPEN ACCOUNTS	Number of Recipients	Percentage of Recipients
Enrolled	13	6.91%
Forgiveness Grace Period	30	15.96%
Repayment	53	28.19%
Deferment	8	4.26%
Bankruptcy	6	3.19%
At DOR for Collection	78	41.49%
<b>TOTAL OPEN ACCOUNTS:</b>	<b>188</b>	<b>100%</b>

CLOSED ACCOUNTS	Number of Recipients	Percentage of Recipients
Forgiven in Full	16	32.65%
Paid in Full	10	20.41%
DOR Reported Debt as Satisfied	23	46.94%
<b>TOTAL CLOSED ACCOUNTS:</b>	<b>49</b>	<b>100%</b>

**2018-2019**  
**MINORITY UNDERGRADUATE RETENTION GRANT**  
 INDEPENDENT COLLEGES / UNIVERSITIES AND TRIBAL COLLEGES

INSTITUTION	DOLLARS SPENT	NUMBER OF AWARDS	AVERAGE AWARD	% OF TOTAL DOLLARS SPENT
ALVERNO COLLEGE	\$42,220	21	\$2,010	9.00%
BELLIN COLLEGE	\$2,375	1	\$2,375	0.51%
BELOIT COLLEGE	\$8,968	4	\$2,242	1.91%
CARDINAL STRITCH UNIVERSITY	\$23,225	12	\$1,935	4.95%
CARROLL UNIVERSITY	\$36,850	25	\$1,474	7.86%
CARTHAGE COLLEGE	\$49,300	22	\$2,241	10.51%
COLLEGE OF THE MENOMINEE NATION	\$10,530	19	\$554	2.25%
COLUMBIA COLLEGE OF NURSING	\$2,844	3	\$948	0.61%
CONCORDIA UNIVERSITY	\$13,527	6	\$2,255	2.88%
EDGEWOOD COLLEGE	\$46,640	20	\$2,332	9.95%
HERZING UNIVERSITY	\$28,072	12	\$2,339	5.99%
LAC COURTE OREILLES	\$8,775	10	\$878	1.87%
LAKELAND UNIVERSITY	\$5,575	5	\$1,115	1.19%
LAWRENCE UNIVERSITY	\$4,540	4	\$1,135	0.97%
MARANATHA BAPTIST UNIVERSITY	\$205	1	\$205	0.04%
MARIAN UNIVERSITY	\$11,150	7	\$1,593	2.38%
MARQUETTE UNIVERSITY	\$63,585	30	\$2,120	13.56%
MILWAUKEE INSTITUTE OF ART AND DESIGN	\$15,485	12	\$1,290	3.30%
MILWAUKEE SCHOOL OF ENGINEERING	\$19,211	9	\$2,135	4.10%
MT MARY UNIVERSITY	\$32,631	19	\$1,717	6.96%
NORTHLAND COLLEGE	\$2,685	3	\$895	0.57%
RIPON COLLEGE	\$5,060	3	\$1,687	1.07%
ST NORBERT COLLEGE	\$21,770	9	\$2,419	4.64%
SILVER LAKE COLLEGE	\$4,540	6	\$757	0.97%
VITERBO UNIVERSITY	\$4,540	3	\$1,513	0.97%
WISCONSIN LUTHERAN COLLEGE	\$4,650	7	\$664	0.99%
<b>TOTAL</b>	<b>\$468,953</b>	<b>273</b>	<b>\$1,718</b>	<b>100.00%</b>

**Spent by Sector**

SECTOR	DOLLARS SPENT	NUMBER OF AWARDS	AVERAGE AWARD	% OF TOTAL DOLLARS SPENT
INDEPENDENT	\$449,648	244	\$1,843	95.88%
TRIBAL COLLEGES	\$19,305	29	\$666	4.12%
<b>TOTAL</b>	<b>\$468,953</b>	<b>273</b>	<b>\$1,718</b>	<b>100.00%</b>

**Spent by Year in School**

YEAR IN SCHOOL	DOLLARS SPENT	NUMBER OF AWARDS	AVERAGE AWARD	% OF TOTAL DOLLARS SPENT
SOPHOMORES	\$147,409	88	\$1,675	31.43%
JUNIORS	\$171,173	97	\$1,765	36.50%
SENIORS	\$127,018	73	\$1,740	27.09%
5TH YEAR STUDENTS	\$23,353	15	\$1,557	4.98%
<b>TOTAL</b>	<b>\$468,953</b>	<b>273</b>	<b>\$1,718</b>	<b>100.00%</b>

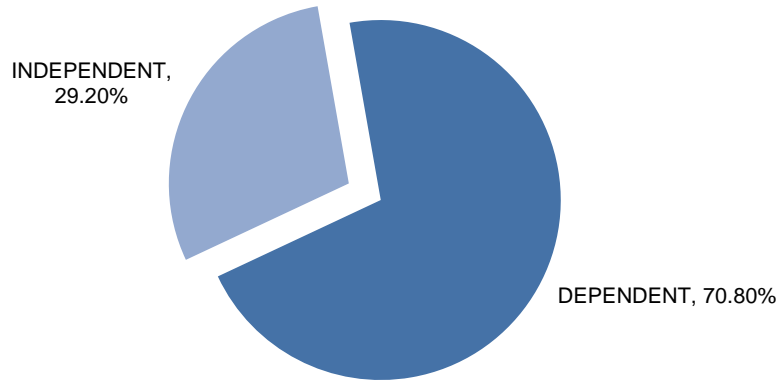


**2018-2019**  
**MINORITY UNDERGRADUATE RETENTION GRANT**  
 INDEPENDENT COLLEGES / UNIVERSITIES AND TRIBAL COLLEGES  
 (cont.)

**Spent by Ethnicity**

ETHNICITY	DOLLARS SPENT	NUMBER OF AWARDS	AVERAGE AWARD	% OF TOTAL DOLLARS SPENT
AFRICAN-AMERICAN	\$188,285	98	\$1,921	40.15%
AMERICAN INDIAN	\$33,095	37	\$894	7.06%
ASIAN-AMERICAN	\$28,622	15	\$1,908	6.10%
HISPANIC	\$218,951	123	\$1,780	46.69%
<b>TOTAL</b>	<b>\$468,953</b>	<b>273</b>	<b>\$1,718</b>	<b>100.00%</b>

**Spent by Dependency Status**



ETHNICITY	DOLLARS SPENT	NUMBER OF AWARDS	AVERAGE AWARD	% OF TOTAL DOLLARS SPENT
DEPENDENT	\$332,020	182	\$1,824	70.80%
INDEPENDENT	\$136,933	91	\$1,505	29.20%
<b>TOTAL</b>	<b>\$468,953</b>	<b>273</b>	<b>\$1,718</b>	<b>100.00%</b>

**2018-2019**  
**MINORITY UNDERGRADUATE RETENTION GRANT**  
**WISCONSIN TECHNICAL COLLEGE SYSTEM**

INSTITUTION	DOLLARS SPENT	NUMBER OF AWARDS	AVERAGE AWARD	% OF TOTAL DOLLARS SPENT
BLACKHAWK TECHNICAL COLLEGE	\$11,980	14	\$855.71	3.01%
CHIPPEWA VALLEY TECHNICAL COLLEGE	\$14,995	13	\$1,153	3.77%
FOX VALLEY TECHNICAL COLLEGE	\$29,785	33	\$903	7.50%
GATEWAY TECHNICAL COLLEGE	\$45,855	99	\$463	11.54%
LAKESHORE TECHNICAL COLLEGE	\$10,580	11	\$962	2.66%
MADISON AREA TECHNICAL COLLEGE	\$14,144	13	\$1,088	3.56%
MID-STATE TECHNICAL COLLEGE	\$3,890	8	\$486	0.98%
MILWAUKEE AREA TECHNICAL COLLEGE	\$179,000	201	\$891	45.05%
MORAIN PARK TECHNICAL COLLEGE	\$8,560	10	\$856	2.15%
NICOLET AREA TECHNICAL COLLEGE	\$2,925	5	\$585	0.74%
NORTHCENTRAL TECHNICAL COLLEGE	\$6,130	16	\$383	1.54%
NORTHEAST TECHNICAL COLLEGE	\$19,145	20	\$957	4.82%
SOUTHWEST WISCONSIN TECHNICAL COLLEGE	\$1,980	1	\$1,980	0.50%
WAUKESHA COUNTY TECHNICAL COLLEGE	\$35,085	51	\$688	8.83%
WESTERN TECHNICAL COLLEGE	\$11,130	11	\$1,012	2.80%
WISCONSIN INDIANHEAD TECHNICAL COLLEGE	\$2,170	2	\$1,085	0.55%
<b>TOTAL</b>	<b>\$397,354</b>	<b>508</b>	<b>\$782</b>	<b>100.00%</b>

**Spent by Year in School**

YEAR IN SCHOOL	DOLLARS SPENT	NUMBER OF AWARDS	AVERAGE AWARD	% OF TOTAL DOLLARS SPENT
SOPHOMORES	\$329,851	410	\$805	83.01%
JUNIORS	\$46,317	67	\$691	11.66%
SENIORS	\$13,755	18	\$764	3.46%
5TH YEAR STUDENTS	\$7,431	13	\$572	1.87%
<b>TOTAL</b>	<b>\$397,354</b>	<b>508</b>	<b>\$782</b>	<b>100.00%</b>

**2018-2019**  
**MINORITY UNDERGRADUATE RETENTION GRANT**  
**WISCONSIN TECHNICAL COLLEGE SYSTEM**  
 (cont.)

**Spent by Ethnicity**

YEAR IN SCHOOL	DOLLARS SPENT	NUMBER OF AWARDS	AVERAGE AWARD	% OF TOTAL DOLLARS SPENT
AFRICAN-AMERICAN	\$214,862	274	\$784	54.07%
AMERICAN INDIAN	\$32,310	36	\$898	8.13%
ASIAN-AMERICAN	\$61,005	72	\$847	15.35%
HISPANIC	\$89,177	126	\$708	22.45%
<b>TOTAL</b>	<b>\$397,354</b>	<b>508</b>	<b>\$782</b>	<b>100.00%</b>

**Spent by Dependency Status**



STATUS	DOLLARS SPENT	NUMBER OF AWARDS	AVERAGE AWARD	% OF TOTAL DOLLARS SPENT
DEPENDENT	\$74,814	90	\$831	18.83%
INDEPENDENT	\$322,540	418	\$772	81.17%
<b>TOTAL</b>	<b>\$397,354</b>	<b>508</b>	<b>\$782</b>	<b>100.00%</b>

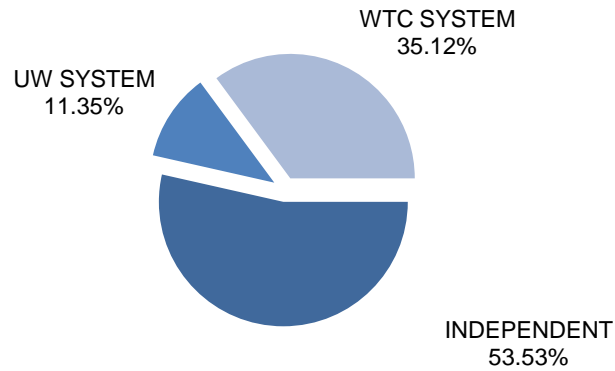
## 2018-19 NURSING STUDENT LOAN

INSTITUTION	DOLLARS SPENT	NUMBER OF AWARDS	AVERAGE AWARD	% OF TOTAL DOLLARS SPENT
ALVERNO COLLEGE	\$15,000	6	\$2,500	3.72%
BELLIN COLLEGE	\$23,250	9	\$2,583	5.77%
BLACKHAWK TECHNICAL COLLEGE	\$9,000	9	\$1,000	2.23%
CARDINAL STRITCH UNIVERSITY	\$9,000	3	\$3,000	2.23%
CARROLL UNIVERSITY	\$12,000	4	\$3,000	2.98%
CARTHAGE COLLEGE	\$25,100	6	\$4,183	6.23%
CHIPPEWA VALLEY TECHNICAL COLLEGE	\$18,000	7	\$2,571	4.46%
COLUMBIA COLLEGE OF NURSING	\$27,000	9	\$3,000	6.70%
CONCORDIA UNIVERSITY	\$5,000	3	\$1,667	1.24%
EDGEWOOD COLLEGE	\$13,500	5	\$2,700	3.35%
FOX VALLEY TECHNICAL COLLEGE	\$12,000	4	\$3,000	2.98%
HERZING UNIVERSITY	\$12,000	4	\$3,000	2.98%
LAKESHORE TECHNICAL COLLEGE	\$6,000	3	\$2,000	1.49%
MADISON AREA TECHNICAL COLLEGE	\$12,600	5	\$2,520	3.13%
MARANATHA BAPTIST UNIVERSITY	\$9,000	3	\$3,000	2.23%
MARIAN UNIVERSITY	\$18,000	6	\$3,000	4.46%
MARQUETTE UNIVERSITY	\$10,000	5	\$2,000	2.48%
MID-STATE TECHNICAL COLLEGE	\$12,000	6	\$2,000	2.98%
MILWAUKEE AREA TECHNICAL COLLEGE	\$3,000	1	\$3,000	0.74%
MILWAUKEE SCHOOL OF ENGINEERING	\$15,000	6	\$2,500	3.72%
MORAIN PARK TECHNICAL COLLEGE	\$3,000	1	\$3,000	0.74%
MT MARY UNIVERSITY	\$4,000	2	\$2,000	0.99%
NICOLET TECHNICAL COLLEGE	\$3,000	1	\$3,000	0.74%
NORTHCENTRAL TECHNICAL COLLEGE	\$12,000	5	\$2,400	2.98%
NORTHEAST WISCONSIN TECHNICAL COLLEGE	\$12,000	7	\$1,714	2.98%
ST NORBERT COLLEGE	\$6,000	3	\$2,000	1.49%
SOUTHWEST WISCONSIN TECHNICAL COLLEGE	\$15,000	5	\$3,000	3.72%
UW GREEN BAY	\$11,250	5	\$2,250	2.79%
UW MILWAUKEE	\$7,500	3	\$2,500	1.86%
UW OSHKOSH	\$15,000	5	\$3,000	3.72%
UW PARKSIDE	\$12,000	4	\$3,000	2.98%
VITERBO UNIVERSITY	\$12,000	4	\$3,000	2.98%
WAUKESHA COUNTY TECHNICAL COLLEGE	\$3,000	1	\$3,000	0.74%
WESTERN TECHNICAL COLLEGE	\$12,000	6	\$2,000	2.97%
WISCONSIN INDIANHEAD TECHNICAL COLLEGE	\$9,000	3	\$3,000	2.22%
<b>TOTAL</b>	<b>\$403,200</b>	<b>159</b>	<b>\$2,536</b>	<b>100.00%</b>

## NURSING STUDENT LOAN

(cont.)

### Spent by Sector



SECTOR	DOLLARS SPENT	NUMBER OF AWARDS	AVERAGE AWARD	% OF TOTAL DOLLARS SPENT
INDEPENDENT	\$215,850	78	\$2,767	53.53%
UW SYSTEM	\$45,750	17	\$2,691	11.35%
WTC SYSTEM	\$141,600	64	\$2,213	35.12%
<b>TOTAL</b>	<b>\$403,200</b>	<b>159</b>	<b>\$2,536</b>	<b>100.00%</b>

### Status of Recipients

SUMMARY	Number of Recipients	Percentage of Recipients
Open Accounts	729	78.64%
Closed Accounts	198	21.36%
<b>TOTAL ACCOUNTS:</b>	<b>927</b>	<b>100.00%</b>

OPEN ACCOUNTS	Number of Recipients	Percentage of Recipients
Enrolled	99	13.58%
Forgiveness Grace Period	218	29.90%
Repayment	205	28.12%
Deferment	6	0.82%
Bankruptcy	19	2.61%
At DOR for Collection	182	24.97%
<b>TOTAL OPEN ACCOUNTS:</b>	<b>729</b>	<b>100.00%</b>

CLOSED ACCOUNTS	Number of Recipients	Percentage of Recipients
Paid in Full	109	55.05%
Closed at DOR	82	41.41%
DOR Write Off	4	2.02%
Cancelled	2	1.01%
Permanent Disability	1	0.51%
<b>TOTAL CLOSED ACCOUNTS:</b>	<b>198</b>	<b>100.00%</b>

**2018-2019**  
**TALENT INCENTIVE PROGRAM (TIP)**

INSTITUTION	DOLLARS SPENT	NUMBER OF AWARDS	AVERAGE AWARD	% OF TOTAL DOLLARS SPENT
ALVERNO COLLEGE	\$99,400	65	\$1,529	2.21%
BELOIT COLLEGE	\$14,082	12	\$1,174	0.31%
BLACKHAWK TECHNICAL COLLEGE	\$28,200	22	\$1,282	0.63%
CARDINAL STRITCH UNIVERSITY	\$9,700	10	\$970	0.22%
CARROLL UNIVERSITY	\$87,627	51	\$1,718	1.95%
CARTHAGE COLLEGE	\$16,400	10	\$1,640	0.36%
CHIPPEWA VALLEY TECHNICAL COLLEGE	\$90,900	59	\$1,541	2.02%
COLLEGE OF MENOMINEE NATION	\$4,156	5	\$831	0.09%
CONCORDIA UNIVERSITY	\$11,200	7	\$1,600	0.25%
EDGEWOOD COLLEGE	\$28,600	17	\$1,682	0.63%
FOX VALLEY TECHNICAL COLLEGE	\$60,600	43	\$1,409	1.35%
GATEWAY TECHNICAL COLLEGE	\$60,800	50	\$1,216	1.35%
LAC COURTE OREILLES	\$35,700	32	\$1,116	0.79%
LAKELAND UNIVERSITY	\$39,600	25	\$1,584	0.88%
LAKESHORE TECHNICAL COLLEGE	\$21,600	15	\$1,440	0.48%
LAWRENCE UNIVERSITY	\$36,668	22	\$1,667	0.81%
MADISON AREA TECHNICAL COLLEGE	\$96,812	66	\$1,467	2.15%
MARANATHA BAPTIST UNIVERSITY	\$3,600	2	\$1,800	0.08%
MARIAN UNIVERSITY	\$102,600	59	\$1,739	2.28%
MARQUETTE UNIVERSITY	\$226,700	131	\$1,731	5.03%
MID-STATE TECHNICAL COLLEGE	\$44,013	31	\$1,420	0.98%
MILWAUKEE AREA TECHNICAL COLLEGE	\$210,141	146	\$1,439	4.67%
MILWAUKEE INSTITUTE OF ART AND DESIGN	\$18,000	10	\$1,800	0.40%
MILWAUKEE SCHOOL OF ENGINEERING	\$54,757	37	\$1,480	1.22%
MORAIN PARK TECHNICAL COLLEGE	\$34,300	20	\$1,715	0.76%
MT MARY UNIVERSITY	\$141,000	87	\$1,621	3.13%
NICOLET TECHNICAL COLLEGE	\$21,037	13	\$1,618	0.47%
NORTHCENTRAL TECHNICAL COLLEGE	\$40,050	26	\$1,540	0.89%
NORTHEAST WISCONSIN TECHNICAL COLLEGE	\$43,131	35	\$1,232	0.96%
NORTHLAND COLLEGE	\$15,900	10	\$1,590	0.35%
RIPON COLLEGE	\$78,914	48	\$1,644	1.75%
ST NORBERT COLLEGE	\$54,100	31	\$1,745	1.20%
SILVER LAKE COLLEGE	\$36,800	22	\$1,673	0.82%
SOUTHWEST TECHNICAL COLLEGE	\$16,200	9	\$1,800	0.36%
UW COLLEGES	\$59,805	55	\$1,087	1.33%
UW EAU CLAIRE	\$186,470	112	\$1,665	4.14%
UW GREEN BAY	\$116,781	75	\$1,557	2.59%

**2018-2019**  
**TALENT INCENTIVE PROGRAM (TIP)**  
 (cont.)

INSTITUTION	DOLLARS SPENT	NUMBER OF AWARDS	AVERAGE AWARD	% OF TOTAL DOLLARS SPENT
UW LA CROSSE	\$124,970	79	\$1,582	2.77%
UW MADISON	\$280,375	188	\$1,491	6.22%
UW MILWAUKEE	\$429,542	310	\$1,386	9.54%
UW OSHKOSH	\$196,906	129	\$1,526	4.37%
UW PARKSIDE	\$196,344	124	\$1,583	4.36%
UW PLATTEVILLE	\$82,550	49	\$1,685	1.83%
UW RIVER FALLS	\$56,760	34	\$1,669	1.26%
UW STEVENS POINT	\$261,562	159	\$1,645	5.81%
UW STOUT	\$112,300	71	\$1,582	2.49%
UW SUPERIOR	\$67,024	44	\$1,523	1.49%
UW WHITEWATER	\$174,510	107	\$1,631	3.87%
VITERBO COLLEGE	\$51,750	30	\$1,725	1.15%
WAUKESHA COUNTY TECHNICAL COLLEGE	\$5,400	3	\$1,800	0.12%
WESTERN TECHNICAL COLLEGE	\$55,300	36	\$1,536	1.23%
WISCONSIN INDIANHEAD TECHNICAL COLLEGE	\$143,000	101	\$1,416	3.16%
WISCONSIN LUTHERAN COLLEGE	\$19,700	12	\$1,642	0.44%
<b>TOTAL</b>	<b>4,504,337</b>	<b>2,946</b>	<b>\$1,529</b>	<b>100.00%</b>

**Spent by Year in School**

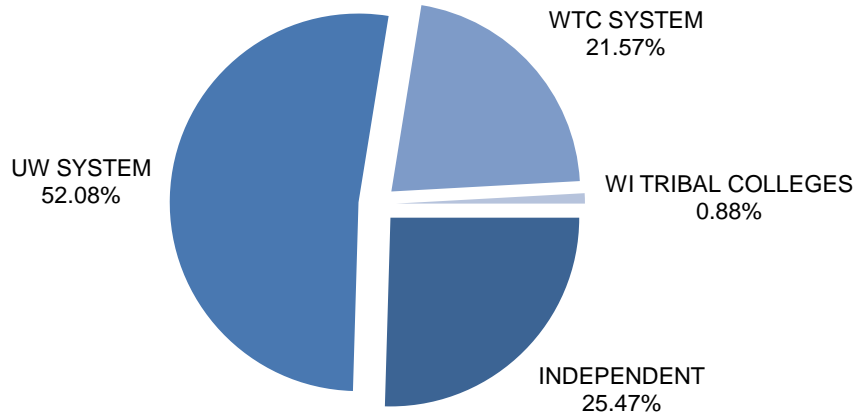
INSTITUTION	DOLLARS SPENT	NUMBER OF AWARDS	AVERAGE AWARD	% OF TOTAL DOLLARS SPENT
FRESHMAN	\$1,684,288	1,149	\$1,466	37.39%
SOPHOMORES	\$1,068,334	682	\$1,566	23.72%
JUNIORS	\$802,333	493	\$1,627	17.81%
SENIORS	\$643,779	405	\$1,590	14.29%
5TH YEAR STUDENTS	\$305,603	217	\$1,408	6.79%
<b>TOTAL</b>	<b>\$4,504,337</b>	<b>2,946</b>	<b>\$1,529</b>	<b>100.00%</b>

**Spent by Dependency Status**

STATUS	DOLLARS SPENT	NUMBER OF AWARDS	AVERAGE AWARD	% OF TOTAL DOLLARS SPENT
DEPENDENT	\$3,708,284	2,392	\$1,550	82.33%
INDEPENDENT	\$796,053	554	\$1,437	17.67%
<b>TOTAL</b>	<b>4,504,337</b>	<b>2,946</b>	<b>\$1,529</b>	<b>100.00%</b>

**2018-2019**  
**TALENT INCENTIVE PROGRAM (TIP)**  
 (cont.)

**Spent by Sector**



SECTOR	DOLLARS SPENT	NUMBER OF AWARDS	AVERAGE AWARD	% OF TOTAL DOLLARS SPENT
INDEPENDENT	\$1,147,098	698	\$1,643	25.47%
UW SYSTEM	\$2,345,899	1,536	\$1,527	52.08%
WTC SYSTEM	\$971,484	675	\$1,439	21.57%
WI TRIBAL COLLEGES	\$39,856	37	\$1,077	0.88%
<b>TOTAL</b>	<b>\$4,504,337</b>	<b>2,946</b>	<b>\$1,529</b>	<b>100.00%</b>



## 2018-2019 TEACHER LOAN PROGRAM

INSTITUTION	DOLLARS SPENT	NUMBER OF AWARDS	AVERAGE AWARD	% OF TOTAL DOLLARS SPENT
CARROLL UNIVERSITY	\$3,600	1	\$3,600	2.69%
EDGEWOOD COLLEGE	\$5,400	1	\$5,400	4.03%
ST NORBERT COLLEGE	\$24,500	4	\$6,125	18.31%
UW STEVENS POINT	\$53,200	7	\$7,600	39.75%
UW SUPERIOR	\$47,134	7	\$6,733	35.22%
<b>TOTAL</b>	<b>\$133,834.00</b>	<b>20</b>	<b>\$6,692</b>	<b>100.00%</b>

### Status of Recipients

SUMMARY	Number of Recipients	Percentage of Recipients
Open Accounts	93	77.02%
Closed Accounts	30	22.98%
<b>TOTAL ACCOUNTS:</b>	<b>123</b>	<b>100.00%</b>

OPEN ACCOUNTS	Number of Recipients	Percentage of Recipients
In School and Forgiveness Grace Period	36	38.71%
Repayment	27	29.03%
Deferment	0	0.00%
Bankruptcy	4	4.30%
At DOR for Collection	26	27.96%
<b>TOTAL OPEN ACCOUNTS:</b>	<b>93</b>	<b>100.00%</b>

CLOSED ACCOUNTS	Number of Recipients	Percentage of Recipients
Paid in Full	8	26.67%
Forgiven in Full	6	20.00%
Cancelled	0	0.00%
Closed at DOR	15	50.00%
Permanently Disabled	0	0.00%
Write Off	1	3.33%
<b>TOTAL CLOSED ACCOUNTS:</b>	<b>30</b>	<b>100.00%</b>

**2018-2019  
TEACHER OF THE VISUALLY IMPAIRED LOAN**

<b>INSTITUTION</b>	<b>DOLLARS SPENT</b>	<b>NUMBER OF AWARDS</b>	<b>AVERAGE AWARD</b>	<b>% OF TOTAL DOLLARS SPENT</b>
WESTERN MICHIGAN UNIVERSITY	\$47,370	5	\$9,474	100.00%
<b>TOTAL</b>	<b>\$47,370.00</b>	<b>5</b>	<b>\$9,474</b>	<b>100.00%</b>

**Status of Recipients**

<b>SUMMARY</b>	<b>Number of Recipients</b>	<b>Percentage of Recipients</b>
Open Accounts	17	77.02%
Closed Accounts	5	22.98%
<b>TOTAL ACCOUNTS:</b>	<b>22</b>	<b>100.00%</b>

<b>OPEN ACCOUNTS</b>	<b>Number of Recipients</b>	<b>Percentage of Recipients</b>
In School and Forgiveness Grace Period	15	88.24%
Repayment	1	5.88%
At DOR for Collection	1	5.88%
<b>TOTAL OPEN ACCOUNTS:</b>	<b>17</b>	<b>100.00%</b>

<b>CLOSED ACCOUNTS</b>	<b>Number of Recipients</b>	<b>Percentage of Recipients</b>
Forgiven in Full	5	100.00%
<b>TOTAL CLOSED ACCOUNTS:</b>	<b>5</b>	<b>100.00%</b>

**2018-2019**  
**TECHNICAL EXCELLENCE SCHOLARSHIP**

INSTITUTION	DOLLARS SPENT	NUMBER OF AWARDS	AVERAGE AWARD	% OF TOTAL DOLLARS SPENT
BLACKHAWK TECHNICAL COLLEGE	\$36,576	37	\$989	4.21%
CHIPPEWA VALLEY TECHNICAL COLLEGE	\$74,815	71	\$1,054	8.62%
FOX VALLEY TECHNICAL COLLEGE	\$124,316	123	\$1,011	14.32%
GATEWAY TECHNICAL COLLEGE	\$49,502	46	\$1,076	5.70%
LAKESHORE TECHNICAL COLLEGE	\$23,627	23	\$1,027	2.72%
MADISON AREA TECHNICAL COLLEGE	\$93,348	91	\$1,026	10.75%
MILWAUKEE AREA TECHNICAL COLLEGE	\$53,440	54	\$990	6.15%
MID-STATE TECHNICAL COLLEGE	\$27,563	25	\$1,103	3.17%
MORAINES PARK TECHNICAL COLLEGE	\$33,750	31	\$1,089	3.89%
NICOLET TECHNICAL COLLEGE	\$9,564	11	\$869	1.10%
NORTHCENTRAL TECHNICAL COLLEGE	\$52,879	52	\$1,017	6.09%
NORTHEAST WISCONSIN TECHNICAL COLLEGE	\$78,928	77	\$1,025	9.09%
SOUTHWEST TECHNICAL COLLEGE	\$44,439	41	\$1,084	5.12%
WAUKESHA COUNTY TECHNICAL COLLEGE	\$42,787	74	\$578	4.93%
WESTERN TECHNICAL COLLEGE	\$57,377	53	\$1,083	6.61%
WISCONSIN INDIANHEAD TECHNICAL COLLEGE	\$65,443	61	\$1,073	7.54%
<b>TOTAL</b>	<b>\$ 868,354</b>	<b>870</b>	<b>\$998</b>	<b>100%</b>

NOTE: TES funds are matched by the participating institution.

**Students Year in School**

YEAR IN SCHOOL	WTC SYSTEM	% AWARDED
1st Year / Freshman	540	62.07%
2nd Year / Sophomore	255	29.31%
3rd Year / Junior	75	8.62%
<b>TOTAL</b>	<b>870</b>	<b>100.00%</b>

**2018-2019**  
**WISCONSIN COVENANT & FOUNDATION GRANT**

INSTITUTION	COVENANT		FOUNDATION		TOTAL	
	DOLLARS SPENT	NUMBER OF AWARDS	DOLLARS SPENT	NUMBER OF AWARDS	DOLLARS SPENT	NUMBER OF AWARDS*
ALVERNO COLLEGE	\$14,125	19	\$8,250	7	\$22,375	19
BELLIN COLLEGE	\$6,876	12	\$3,500	3	\$10,376	12
BELOIT COLLEGE	\$6,000	8	\$1,500	1	\$7,500	8
BLACKHAWK TECHNICAL COLLEGE	\$2,812	4	\$500	1	\$3,312	4
CARDINAL STRITCH UNIVERSITY	\$11,000	16	\$1,500	2	\$12,500	16
CARROLL UNIVERSITY	\$50,807	88	\$19,250	16	\$70,057	88
CARTHAGE COLLEGE	\$28,688	36	\$17,000	15	\$45,688	36
CHIPPEWA VALLEY TECHNICAL COLLEGE	\$15,562	34	\$8,250	8	\$23,812	34
COLUMBIA COLLEGE OF NURSING	\$875	3	\$0	0	\$875	3
CONCORDIA UNIVERSITY	\$39,313	59	\$11,250	12	\$50,563	59
EDGEWOOD COLLEGE	\$31,750	43	\$15,500	14	\$47,250	43
FOX VALLEY TECHNICAL COLLEGE	\$12,376	29	\$12,500	11	\$24,876	29
GATEWAY TECHNICAL COLLEGE	\$10,250	14	\$7,500	10	\$17,750	14
HERZING UNIVERSITY	\$1,000	1	\$0	0	\$1,000	1
LAC COURTE OREILLES OJIBWA	\$1,000	1	\$1,500	1	\$2,500	1
LAKELAND UNIVERSITY	\$10,563	17	\$5,500	4	\$16,063	17
LAKESHORE TECHNICAL COLLEGE	\$1,375	3	\$0	0	\$1,375	3
LAWRENCE UNIVERSITY	\$8,250	15	\$3,000	3	\$11,250	15
MADISON AREA TECHNICAL COLLEGE	\$16,878	31	\$11,000	10	\$27,878	31
MARIAN COLLEGE	\$28,625	39	\$9,000	8	\$37,625	39
MARQUETTE UNIVERSITY	\$74,625	98	\$48,000	40	\$122,625	98
MID-STATE TECHNICAL COLLEGE	\$3,840	12	\$2,750	3	\$6,590	12
MILWAUKEE AREA TECHNICAL COLLEGE	\$16,488	29	\$15,500	16	\$31,988	29
MILWAUKEE INSTITUTE OF ART & DESIGN	\$2,875	5	\$1,000	2	\$3,875	5
MILWAUKEE SCHOOL OF ENGINEERING	\$35,584	53	\$11,000	10	\$46,584	53
MORAIN PARK TECHNICAL COLLEGE	\$2,124	4	\$1,500	1	\$3,624	4
MT MARY UNIVERSITY	\$15,375	18	\$13,500	11	\$28,875	18
NICOLET AREA TECHNICAL COLLEGE	\$500	1	\$0	0	\$500	1
NORTHCENTRAL TECHNICAL COLLEGE	\$10,375	17	\$9,500	9	\$19,875	17
NORTHEAST WISCONSIN TECHNICAL COLLEGE	\$9,500	19	\$4,250	5	\$13,750	19
NORTHLAND COLLEGE	\$5,500	11	\$1,000	1	\$6,500	11
RIPON COLLEGE	\$18,750	25	\$6,000	5	\$24,750	25
ST NORBERT COLLEGE	\$69,311	106	\$21,500	18	\$90,811	106
SILVER LAKE COLLEGE	\$2,125	6	\$1,250	2	\$3,375	6
SOUTHWEST WISCONSIN TECHNICAL COLLEGE	\$1,875	3	\$2,250	2	\$4,125	3
UW COLLEGES	\$3,938	9	\$2,000	3	\$5,938	9

NOTE: Foundation Number of Awards is not added to Total Number of Awards as a Foundation award recipient also receives a Covenant award.

## 2018-2019 WISCONSIN COVENANT & FOUNDATION GRANT

(cont.)

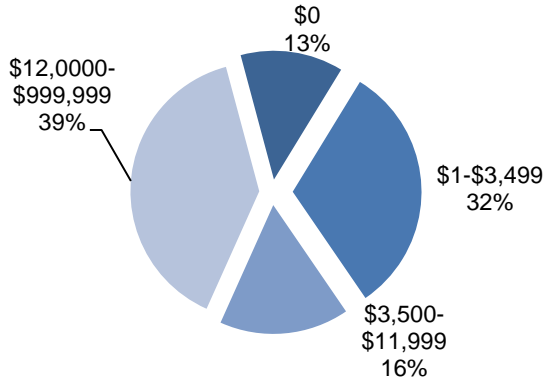
INSTITUTION	COVENANT		FOUNDATION		TOTAL	
	DOLLARS SPENT	NUMBER OF AWARDS	DOLLARS SPENT	NUMBER OF AWARDS	DOLLARS SPENT	NUMBER OF AWARDS*
UW EAU CLAIRE	\$212,493	318	\$92,500	80	\$304,993	318
UW GREEN BAY	\$98,307	143	\$37,000	35	\$135,307	143
UW LA CROSSE	\$218,530	353	\$64,349	60	\$282,879	353
UW MADISON	\$458,309	769	\$172,974	155	\$631,283	769
UW MILWAUKEE	\$205,810	302	\$111,500	99	\$317,310	302
UW OSHKOSH	\$157,562	236	\$59,749	52	\$217,311	236
UW PARKSIDE	\$35,249	46	\$16,500	13	\$51,749	46
UW PLATTEVILLE	\$144,125	235	\$44,500	43	\$188,625	235
UW RIVER FALLS	\$84,299	110	\$36,408	36	\$120,707	110
UW STEVENS POINT	\$152,439	227	\$31,155	31	\$183,594	227
UW STOUT	\$104,940	154	\$42,250	37	\$147,190	154
UW SUPERIOR	\$6,875	10	\$4,500	4	\$11,375	10
UW WHITEWATER	\$141,449	236	\$53,750	47	\$195,199	236
VITERBO UNIVERSITY	\$38,625	55	\$16,500	15	\$55,125	55
WAUKESHA COUNTY TECHNICAL COLLEGE	\$1,000	1	\$0	0	\$1,000	1
WESTERN WISCONSIN TECHNICAL COLLEGE	\$11,876	21	\$5,250	9	\$17,126	21
WISCONSIN INDIANHEAD TECHNICAL COLLEGE	\$5,375	8	\$2,750	2	\$8,125	8
WISCONSIN LUTHERAN COLLEGE	\$13,625	19	\$1,000	1	\$14,625	19
<b>TOTAL</b>	<b>\$2,661,798</b>	<b>4,131</b>	<b>\$1,070,135</b>	<b>973</b>	<b>\$3,731,933</b>	<b>4,131</b>

\* NOTE: Foundation Number of Awards is not added to Total Number of Awards as a Foundation award recipient also receives a Covenant award.

### Spent by Sector

SECTOR	COVENANT			FOUNDATION		
	DOLLARS SPENT	NUMBER OF AWARDS	% OF TOTAL DOLLARS SPENT	DOLLARS SPENT	NUMBER OF AWARDS	% OF TOTAL DOLLARS SPENT
INDEPENDENT	\$514,267	752	19.32%	\$216,000	190	20.19%
TECHNICAL COLLEGES	\$122,206	230	4.59%	\$83,500	87	7.80%
UW SYSTEM	\$2,024,325	3,148	76.05%	\$769,135	695	71.87%
WI TRIBAL COLLEGES	\$1,000	1	0.04%	\$1,500	1	0.14%
<b>TOTAL</b>	<b>\$2,661,798</b>	<b>4,131</b>	<b>100.00%</b>	<b>\$1,070,135</b>	<b>973</b>	<b>100.00%</b>

## 2018-2019 WISCONSIN COVENANT & FOUNDATION GRANT (cont.)



**Covenant Award Spent by EFC**

EFC RANGE	DOLLARS SPENT	NUMBER OF AWARDS
\$0	\$343,536	399
\$1-\$3,499	\$843,853	623
\$3,500-\$11,999	\$433,127	1,943
\$12,000-\$999,999	\$1,041,282	1,166
<b>TOTAL</b>	<b>\$2,661,798</b>	<b>4,131</b>

**Foundation Award Spent by EFC**

EFC RANGE	DOLLARS SPENT	NUMBER OF AWARDS
\$0	\$496,599	369
\$1-\$3,499	\$573,536	604
<b>Total</b>	<b>\$1,070,135</b>	<b>973</b>

### Covenant and Foundation Student Awards by Year Started

Covenant	2013-14	2014-15	2015-16	2016-17	2017-18	2018-19
2011-12	3,948 (78%)	3,630 (71%)	331 (6%)	0	0	0
2012-13	4,121 (86%)	3,726 (78%)	3,355 (70%)	378 (8%)	0	0
2013-14	4,500	3,857 (86%)	3,507 (78%)	3152 (70%)	155 (3%)	0
2014-15		5,042	4,237 (84%)	3822 (76%)	3046 (60%)	694 (14%)
2015-16			5,777	4845 (84%)	4992 (86%)	4133 (72%)

NOTE: Amounts with percentage indicates the continued participation of original recipients.

**2018-2019**  
**WISCONSIN GRANT**  
**PRIVATE NON-PROFIT**

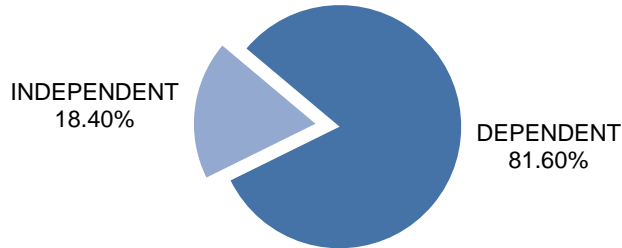
INSTITUTION	DOLLARS SPENT	NUMBER OF AWARDS	AVERAGE AWARD	% OF TOTAL DOLLARS SPENT
ALVERNO COLLEGE	\$1,866,602	725	\$2,575	6.69%
BELLIN COLLEGE	\$249,159	94	\$2,651	0.89%
BELOIT COLLEGE	\$328,035	107	\$3,066	1.18%
CARDINAL STRITCH UNIVERSITY	\$950,059	348	\$2,730	3.40%
CARROLL UNIVERSITY	\$2,108,988	748	\$2,820	7.55%
CARTHAGE COLLEGE	\$1,389,946	468	\$2,970	4.98%
COLUMBIA COLLEGE OF NURSING	\$141,185	62	\$2,277	0.51%
CONCORDIA UNIVERSITY	\$1,741,133	593	\$2,936	6.24%
EDGEWOOD COLLEGE	\$1,485,283	532	\$2,792	5.32%
FOX VALLEY - AVIATION	\$36,118	14	\$2,580	0.13%
HERZING UNIVERSITY	\$1,309,291	546	\$2,398	4.69%
LAKELAND UNIVERSITY	\$744,269	264	\$2,819	2.67%
LAWRENCE UNIVERSITY	\$473,558	159	\$2,978	1.70%
MARANATHA BAPTIST UNIVERSITY	\$206,705	79	\$2,617	0.74%
MARIAN UNIVERSITY	\$1,491,757	516	\$2,891	5.34%
MARQUETTE UNIVERSITY	\$3,072,680	1,014	\$3,030	11.01%
MILWAUKEE INSTITUTE OF ART AND DESIGN	\$801,129	270	\$2,967	2.87%
MILWAUKEE SCHOOL OF ENGINEERING	\$2,281,734	785	\$2,907	8.17%
MT MARY UNIVERSITY	\$1,172,527	411	\$2,853	4.20%
NORTHLAND COLLEGE	\$531,819	178	\$2,988	1.91%
RIPON COLLEGE	\$1,111,768	372	\$2,989	3.98%
ST NORBERT COLLEGE	\$2,048,690	677	\$3,026	7.34%
SILVER LAKE COLLEGE	\$350,762	127	\$2,762	1.26%
VITERBO UNIVERSITY	\$1,128,399	391	\$2,886	4.04%
WISCONSIN LUTHERAN COLLEGE	\$894,180	314	\$2,848	3.20%
<b>TOTAL</b>	<b>\$27,915,776</b>	<b>9,794</b>	<b>\$2,850</b>	<b>100.00%</b>

### Spent by Year in School

YEAR IN SCHOOL	DOLLARS SPENT	NUMBER OF AWARDS	AVERAGE AWARD	% OF TOTAL DOLLARS SPENT
FRESHMEN	\$9,084,917	3,184	\$2,853	32.54%
SOPHOMORES	\$6,183,524	2,108	\$2,933	22.15%
JUNIORS	\$6,631,281	2,281	\$2,907	23.75%
SENIORS	\$4,994,538	1,761	\$2,836	17.89%
5TH YEAR STUDENTS	\$1,021,516	460	\$2,221	3.66%
<b>TOTAL</b>	<b>\$27,915,776</b>	<b>9,794</b>	<b>\$2,850</b>	<b>100.00%</b>

**2018-2019**  
**WISCONSIN GRANT**  
**PRIVATE NON-PROFIT**  
 (cont.)

**Spent by Dependency Status**



STATUS	DOLLARS SPENT	NUMBER OF AWARDS	AVERAGE AWARD	% OF TOTAL DOLLARS SPENT
DEPENDENT	\$22,778,122	7,720	\$2,951	81.60%
INDEPENDENT	\$5,137,654	2,074	\$2,477	18.40%
<b>TOTAL</b>	<b>\$27,915,776</b>	<b>9,794</b>	<b>\$2,850</b>	<b>100.00%</b>



**2018-2019  
WISCONSIN GRANT  
TRIBAL COLLEGES**

INSTITUTION	DOLLARS SPENT	NUMBER OF AWARDS	AVERAGE AWARD	% OF TOTAL DOLLARS SPENT
COLLEGE OF THE MENOMINEE NATION	\$183,984	161	\$1,143	47.57%
LAC COURTE OREILLES OJIBWA	\$202,779	161	\$1,259	52.43%
<b>TOTAL</b>	<b>\$386,763</b>	<b>322</b>	<b>\$1,201</b>	<b>100.00%</b>

**Spent by Year in School**

YEAR IN SCHOOL	DOLLARS SPENT	NUMBER OF AWARDS	AVERAGE AWARD	% OF TOTAL DOLLARS SPENT
FRESHMAN	\$191,193	170	\$1,125	49.43%
SOPHOMORES	\$131,411	101	\$1,301	33.98%
JUNIORS	\$48,680	41	\$1,187	12.59%
SENIORS	\$9,179	6	\$1,530	2.37%
5TH YEAR STUDENTS	\$6,300	4	\$1,575	1.63%
<b>TOTAL</b>	<b>\$386,763</b>	<b>322</b>	<b>\$1,201</b>	<b>100.00%</b>

**Spent by Dependency Status**



STATUS	DOLLARS SPENT	NUMBER OF AWARDS	AVERAGE AWARD	% OF TOTAL DOLLARS SPENT
DEPENDENT	\$61,378	56	\$1,096	15.87%
INDEPENDENT	\$325,385	266	\$1,223	84.13%
<b>TOTAL</b>	<b>\$386,763</b>	<b>322</b>	<b>\$1,201</b>	<b>100.00%</b>

**2018-2019  
WISCONSIN GRANT  
UNIVERSITY OF WISCONSIN SYSTEM**

INSTITUTION	DOLLARS SPENT	NUMBER OF AWARDS	AVERAGE AWARD	% OF TOTAL DOLLARS SPENT
UW COLLEGES	\$5,245,870	2,660	\$1,972	8.69%
UW EAU CLAIRE	\$3,729,207	1,900	\$1,963	6.17%
UW FLEX	\$18,272	14	\$1,305	0.03%
UW GREEN BAY	\$3,533,967	1,743	\$2,028	5.85%
UW LA CROSSE	\$3,317,603	1,696	\$1,956	5.49%
UW MADISON	\$6,308,726	3,060	\$2,062	10.45%
UW MILWAUKEE	\$12,649,564	6,108	\$2,071	20.95%
UW OSHKOSH	\$4,954,311	2,455	\$2,018	8.20%
UW PARKSIDE	\$2,939,970	1,400	\$2,100	4.87%
UW PLATTEVILLE	\$2,735,879	1,374	\$1,991	4.53%
UW RIVER FALLS	\$1,643,024	825	\$1,992	2.72%
UW STEVENS POINT	\$4,401,594	2,145	\$2,052	7.29%
UW STOUT	\$2,883,579	1,429	\$2,018	4.77%
UW SUPERIOR	\$952,109	471	\$2,021	1.58%
UW WHITEWATER	\$5,078,689	2,521	\$2,015	8.41%
<b>TOTAL</b>	<b>\$60,392,364</b>	<b>29,801</b>	<b>\$2,027</b>	<b>100%</b>

**Spent by Year in School**

YEAR IN SCHOOL	DOLLARS SPENT	NUMBER OF AWARDS	AVERAGE AWARD	% OF TOTAL DOLLARS SPENT
FRESHMAN	\$16,008,612	7,867	\$2,035	26.51%
SOPHOMORES	\$13,128,478	6,399	\$2,052	21.74%
JUNIORS	\$15,152,054	7,281	\$2,081	25.09%
SENIORS	\$10,652,889	5,293	\$2,013	17.64%
5TH YEAR STUDENTS	\$5,450,331	2,961	\$1,841	9.02%
<b>TOTAL</b>	<b>\$60,392,364</b>	<b>29,801</b>	<b>\$2,027</b>	<b>100.00%</b>

**Spent by Dependency Status**



STATUS	DOLLARS SPENT	NUMBER OF AWARDS	AVERAGE AWARD	% OF TOTAL DOLLARS SPENT
DEPENDENT	\$17,686,751	8,587	\$1,753	63.28%
INDEPENDENT	\$42,705,613	21,214	\$1,810	36.72%
<b>TOTAL</b>	<b>\$60,392,364</b>	<b>29,801</b>	<b>\$1,773</b>	<b>100.00%</b>

## 2018-2019 WISCONSIN GRANT

### WISCONSIN TECHNICAL COLLEGE SYSTEM

INSTITUTION	DOLLARS SPENT	NUMBER OF AWARDS	AVERAGE AWARD	% OF TOTAL DOLLARS SPENT
BLACKHAWK TECHNICAL COLLEGE	\$817,163	1,043	\$783	3.44%
CHIPPEWA VALLEY TECHNICAL COLLEGE	\$1,546,422	1,971	\$785	6.51%
FOX VALLEY TECHNICAL COLLEGE	\$1,612,916	2,064	\$781	6.79%
GATEWAY TECHNICAL COLLEGE	\$2,008,638	2,448	\$821	8.45%
LAKESHORE TECHNICAL COLLEGE	\$661,776	816	\$811	2.79%
MADISON AREA TECHNICAL COLLEGE	\$2,867,117	3,522	\$814	12.07%
MID-STATE TECHNICAL COLLEGE	\$788,018	1,011	\$779	3.32%
MILWAUKEE AREA TECHNICAL COLLEGE	\$5,552,563	6,839	\$812	23.37%
MORAIN PARK TECHNICAL COLLEGE	\$781,807	1,010	\$774	3.29%
NICOLET TECHNICAL COLLEGE	\$371,169	459	\$809	1.56%
NORTHCENTRAL TECHNICAL COLLEGE	\$1,139,004	1,450	\$786	4.79%
NORTHEAST WISCONSIN TECHNICAL	\$2,163,947	2,686	\$806	9.11%
SOUTHWEST TECHNICAL COLLEGE	\$466,932	573	\$815	1.97%
WAUKESHA COUNTY TECHNICAL COLLEGE	\$921,837	1,166	\$791	3.88%
WESTERN TECHNICAL COLLEGE	\$1,185,474	1,452	\$816	4.98%
WISCONSIN INDIANHEAD TECHNICAL COLLEGE	\$876,425	1,100	\$797	3.68%
<b>TOTAL</b>	<b>\$23,761,208</b>	<b>29,610</b>	<b>\$802</b>	<b>100.00%</b>

### Spent by Year in School

YEAR IN SCHOOL	DOLLARS SPENT	NUMBER OF AWARDS	AVERAGE AWARD	% OF TOTAL DOLLARS SPENT
FRESHMAN	\$13,940,160	17,441	\$799	58.67%
SOPHOMORES	\$6,754,845	8,236	\$820	28.43%
JUNIORS	\$2,071,900	2,606	\$795	8.72%
SENIORS	\$632,655	836	\$757	2.66%
5TH YEAR STUDENTS	\$361,648	491	\$737	1.52%
<b>TOTAL</b>	<b>\$23,761,208</b>	<b>29,610</b>	<b>\$802</b>	<b>100.00%</b>

### Spent by Dependency Status



STATUS	DOLLARS SPENT	NUMBER OF AWARDS	AVERAGE AWARD	% OF TOTAL DOLLARS SPENT
DEPENDENT	\$8,201,099	10,248	\$800	34.51%
INDEPENDENT	\$15,560,109	19,362	\$804	65.49%
<b>TOTAL</b>	<b>\$23,761,208</b>	<b>29,610</b>	<b>\$802</b>	<b>100.00%</b>

## 2018-2019 TUITION REMISSION FOR VETERANS AND DEPENDENTS

### UW SYSTEM AND WISCONSIN TECHNICAL COLLEGES

SECTOR	DOLLARS SPENT	% OF TOTAL DOLLARS SPENT
UW SYSTEM	\$4,811,118	74.03%
WISCONSIN TECHNICAL COLLEGES	\$1,687,409	25.97%
<b>TOTAL</b>	<b>\$6,498,527</b>	<b>100.00%</b>

#### Spent by UW SYSTEM

INSTITUTION	DOLLARS SPENT	% OF TOTAL DOLLARS SPENT
UW COLLEGES	\$273,385	5.68%
UW EAU CLAIRE	\$309,638	6.44%
UW FLEX	\$1,981	0.04%
UW GREEN BAY	\$505,384	10.50%
UW LA CROSSE	\$246,064	5.11%
UW MADISON	\$510,899	10.62%
UW MILWAUKEE	\$814,155	16.92%
UW OSHKOSH	\$469,568	9.76%
UW PARKSIDE	\$143,699	2.99%
UW PLATTEVILLE	\$250,037	5.20%
UW RIVER FALLS	\$107,482	2.23%
UW STEVENS POINT	\$524,293	10.90%
UW STOUT	\$264,659	5.50%
UW SUPERIOR	\$61,261	1.27%
UW WHITEWATER	\$328,613	6.84%
<b>TOTAL</b>	<b>\$4,811,118</b>	<b>100.00%</b>

#### Spent by WISCONSIN TECHNICAL COLLEGES

COLLEGE	DOLLARS SPENT	% OF TOTAL DOLLARS SPENT
BLACKHAWK TECHNICAL COLLEGE	\$37,124	2.20%
CHIPPEWA VALLEY TECHNICAL COLLEGE	\$96,711	5.73%
FOX VALLEY TECHNICAL COLLEGE	\$257,115	15.24%
GATEWAY TECHNICAL COLLEGE	\$92,753	5.50%
LAKESHORE TECHNICAL COLLEGE	\$111,376	6.60%
MADISON AREA TECHNICAL COLLEGE	\$124,480	7.38%
MID-STATE TECHNICAL COLLEGE	\$156,948	9.30%
MILWAUKEE AREA TECHNICAL COLLEGE	\$85,115	5.04%
MORAIN PARK TECHNICAL COLLEGE	\$28,709	1.70%
NICOLET TECHNICAL COLLEGE	\$48,280	2.86%
NORTHCENTRAL TECHNICAL COLLEGE	\$78,483	4.65%
NORTHEAST WISCONSIN TECHNICAL	\$142,305	8.43%
SOUTHWEST TECHNICAL COLLEGE	\$12,031	0.71%
WAUKESHA COUNTY TECHNICAL COLLEGE	\$80,441	4.77%
WESTERN TECHNICAL COLLEGE	\$266,232	15.78%
WISCONSIN INDIANHEAD TECHNICAL COLLEGE	\$69,306	4.11%
<b>TOTAL</b>	<b>\$1,687,409</b>	<b>100.00%</b>

## 2018-2019 MN-WI Tuition Reciprocity

ACADEMIC YEAR	MN STUDENTS ENROLLED IN WI		WI STUDENTS ENROLLED IN MN		RECIPROCITY PAYMENT	TOTAL SUPPLEMENT PAYMENT
	ATTENDEES	NET COST	ATTENDEES	NET COST		
2008-09 <sup>1</sup>	14,034	\$2,041,904	10,690	\$11,260,345	\$9,218,441	\$2,030,834
2009-10 <sup>2</sup>	15,070	-\$4,065,870	10,619	\$4,989,433	\$9,056,252	\$3,934,725
2010-11 <sup>3</sup>	15,283	-\$8,237,249	10,393	-\$1,470,876	\$6,767,373	\$5,467,479
2011-12	14,590	-\$22,914,157	9,848	-\$16,784,291	\$6,129,866	\$5,132,875
2012-13 <sup>4</sup>	14,523	-\$24,485,969	9,282	-\$17,705,741	\$6,780,239	\$3,027,470
2013-14 <sup>5</sup>	14,186	-\$22,360,549	8,794	-\$15,914,761	\$6,407,461	\$1,854,164
2014-15	14,104	-\$21,543,685	8,473	-\$16,401,666	\$5,142,019	\$874,486
2015-16 <sup>6</sup>	13,837	-\$27,192,749	8,300	-\$18,807,148	\$8,383,173	-
2016-17	13,688	-\$23,864,092	8,285	-\$17,563,037	\$6,301,054	-
2017-18 <sup>7</sup>	13,504	-\$20,989,015	8,296	-\$15,507,580	\$5,482,450	-

Notes:

- <sup>1</sup> First year of supplement program.
- <sup>2</sup> Includes adjustment to 2003-04.
- <sup>3</sup> Overpayment to be adjusted in 2015-16 payment.
- <sup>4</sup> Payment includes adjustment from 2011-12.
- <sup>5</sup> Payment includes adjustment from 2008-09 and 2012-13
- <sup>6</sup> Payment includes adjustment from 2014-15.
- <sup>7</sup> Payment includes adjustment from 2016-2017.

## 2018-2019 Primary Care & Psychiatry Shortage Grant

**Total Spent:**                      \$41,600                      **Number of Students:**                      2

## 2018-2019 School Leadership Loan Program

INSTITUTION	DOLLARS SPENT	NUMBER OF AWARDS	AVERAGE AWARD	% OF TOTAL DOLLARS SPENT
UW MADISON	\$150,000	24	\$6,250	100.00%
<b>TOTAL</b>	<b>\$150,000</b>	<b>24</b>	<b>\$6,250</b>	<b>100.00%</b>

## 2018-2019 Tribal College Payment

INSTITUTION	DOLLARS SPENT
COLLEGE OF THE MENOMINEE NATION	\$220,320
LAC COURTE OREILLES OJIBWA	\$184,680
<b>TOTAL</b>	<b>\$405,000</b>